

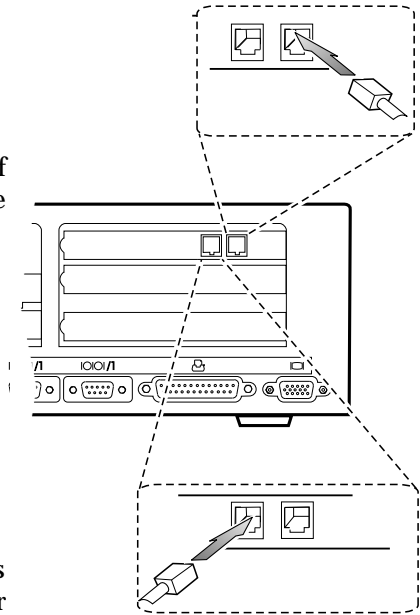
# AST<sup>®</sup> Adventure!<sup>™</sup> 200 Series

## Addendum

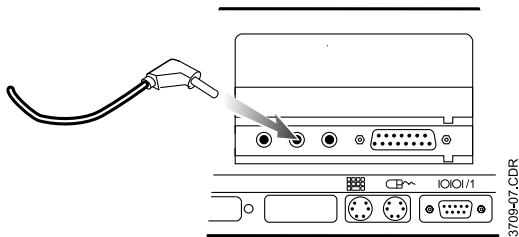
003766-001 A  
March 1997

The illustrations on Pages 6 and 7 of the AST Adventure! Getting Started guide were shown incorrectly.

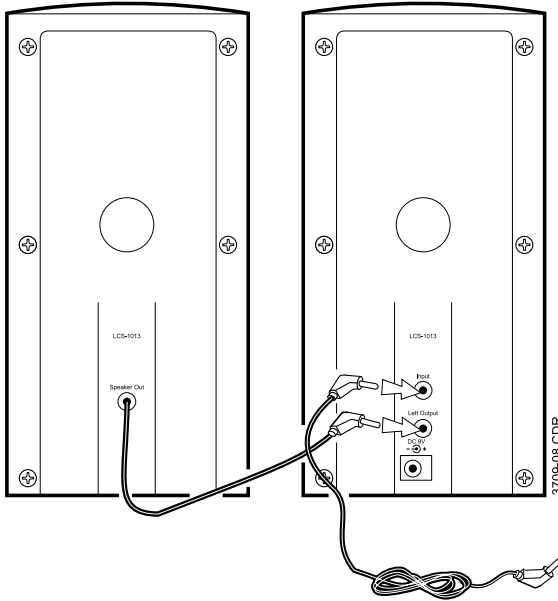
On Page 6, the modem connection instructions indicate that you should plug both phone connectors into the same jack. The bottom portion of the figure should show the connector being plugged into the jack on the left as illustrated.



The figure illustrating the connection of the speakers to the back of the computer shows the speaker connector being placed in the jack on the right side. The connector should be plugged into the jack in the center labeled LINE OUT.



On page 7 of the Getting Started guide, the figure illustrating the connection of the left speaker to the right speaker shows the connectors being plugged into the wrong jacks. The connector coming from the left speaker should be plugged in to the jack labeled Left Output.



Copyright © 1997 AST Research, Inc. All rights are reserved, including those to reproduce this document or parts thereof in any form without permission in writing from AST Research, Inc.

AST Research, Inc. shall not be liable for technical or editorial errors or omissions contained herein; nor for incidental or consequential damages resulting from the furnishing, performance, or use of this material.

AST Research Inc., AST, and AST Research are registered trademarks and Manhattan is a trademark of AST Research Inc. LANDesk is a trademark of Intel Corporation. Microsoft is a registered trademark of Microsoft Corporation.

All other product or service names mentioned herein may be trademarks or registered trademarks of their respective owners.